




*Greatness grows here.*

---

# Supervisory Redistricting Update

November 2, 2021



# **Supervisory Redistricting Meetings Conducted:**

## **Redistricting Advisory Committee (RAC) Training**


- **6/30 RAC Training #1**
- **7/14 RAC Training #2**
- **7/28 RAC Training #3**

## **RAC Outreach Workshops for the Public**

- **8/17 RAC Outreach Workshop #1** Admin Bldg. Board Chambers
- **9/15 RAC Outreach Workshop #2** Tracy City Hall
- **9/29 RAC Outreach Workshop #3** Lodi: Hutchins Street Square



# **Supervisory Redistricting Meetings Conducted (continued):**



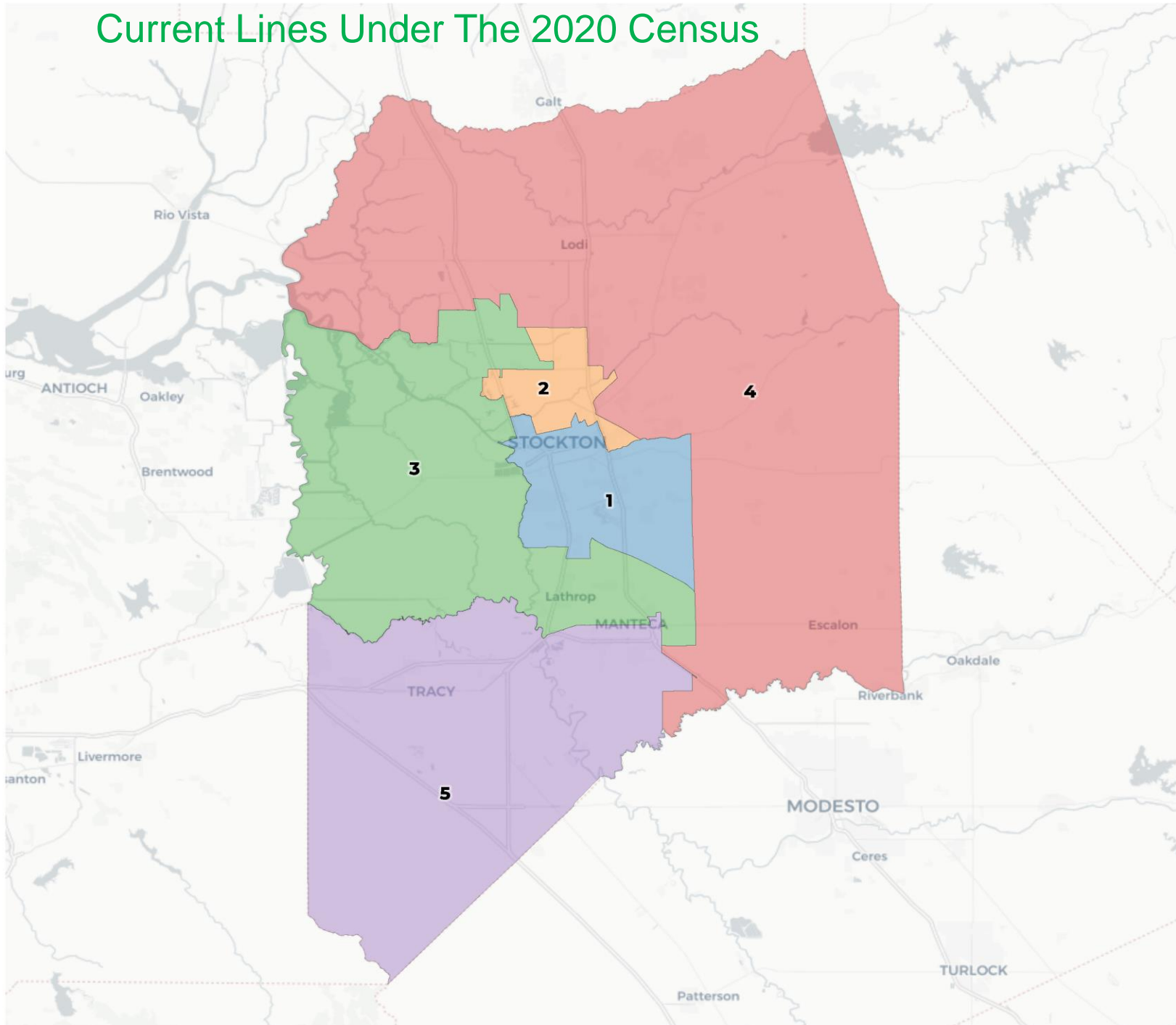
## **RAC Meetings to Receive Public Comments on Maps**

- **10/13 RAC Meeting #1** Admin Building, Board Chambers
- **10/27 RAC Meeting #2** Admin Building, Board Chambers

# Current Lines Under The 2020 Census

San Joaquin County

REDISTRICTING  
PARTNERS



**2020 Census**

	1	2	3	4	5
Population	144,715	157,898	153,767	143,589	177,343
Deviation	-10,747	2,436	-1,695	-11,873	21,881
Deviation %	-6.9%	1.6%	-1.1%	-7.6%	14.1%
Other	23,222	40,675	54,068	80,911	62,237
Other %	16.0%	25.8%	35.2%	56.3%	35.1%
Latino	89,225	101,010	98,540	50,638	60,876
Latino %	61.5%	41.4%	37.8%	36.1%	34.3%
Asian	16,633	19,110	28,840	9,859	44,026
Asian %	11.5%	22.7%	18.8%	6.5%	24.8%
Black	15,859	12,900	13,700	2,450	10,204
Black %	10.9%	10.2%	8.3%	1.0%	5.8%


The total deviation of the plan is the sum of the absolute values of the highest and lowest districts. *Here the plan deviation is 21.7%*

**Citizen Voting Age Population (CVAP)**

	1	2	3	4	5
Total CVAP	70,491	93,717	99,453	90,796	94,542
Other CVAP	17,926	34,889	45,803	64,903	46,749
Other CVAP %	25.4%	37.2%	46.1%	71.5%	49.4%
Latino CVAP	33,619	28,451	28,963	19,833	27,821
Latino CVAP %	47.7%	30.4%	29.1%	21.8%	29.4%
Asian CVAP	8,099	20,397	15,734	4,974	14,299
Asian CVAP %	11.5%	21.8%	15.8%	5.5%	15.1%
Black CVAP	10,847	9,981	8,953	1,087	5,673
Black CVAP %	15.4%	10.7%	9.0%	1.2%	6.0%

## RAC Work:

- **District 1 complies with Section 2 of the Voting Rights Act**
- **COI Themes**
- **Evolution of Maps**

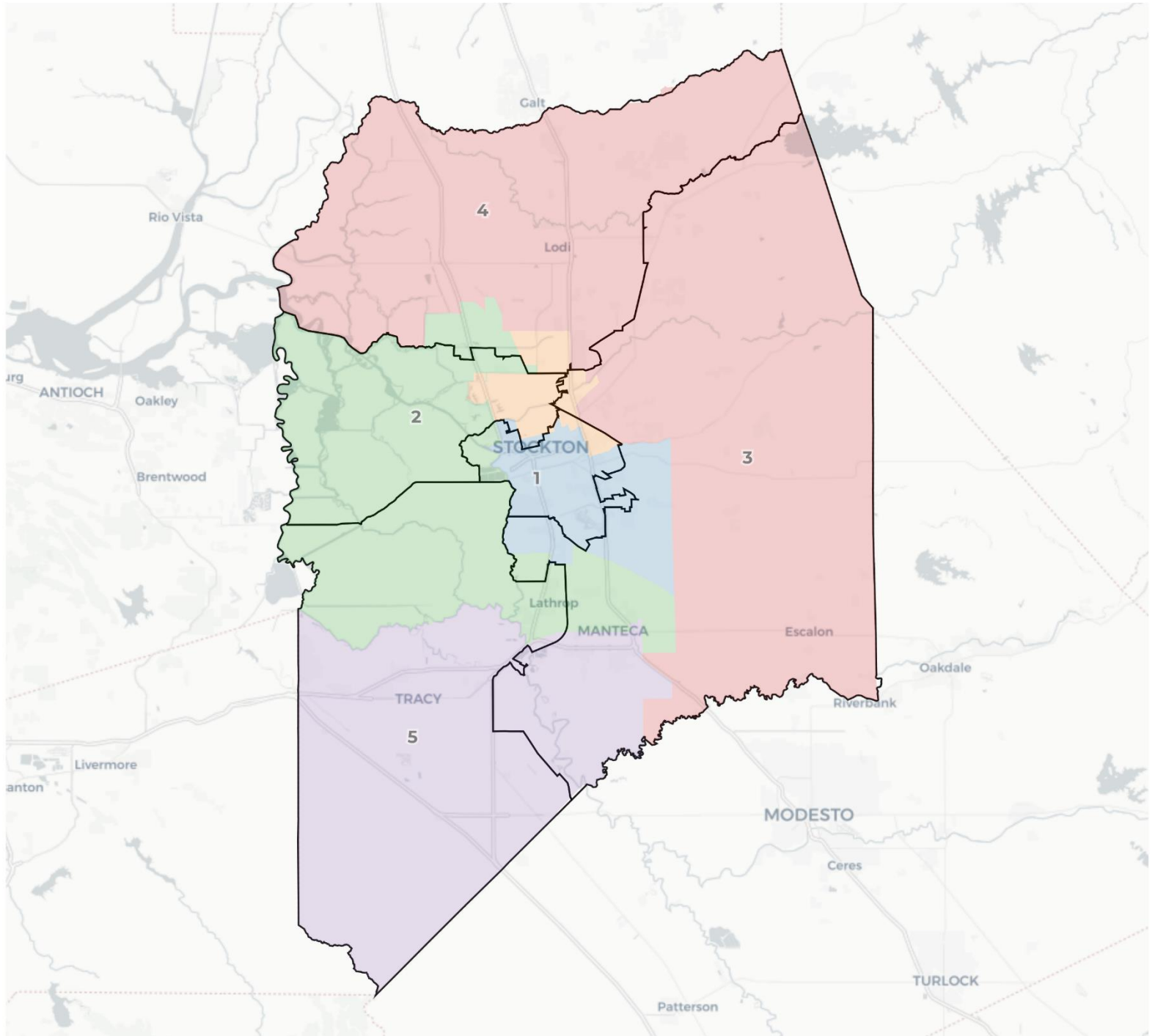


# Communities of Interest

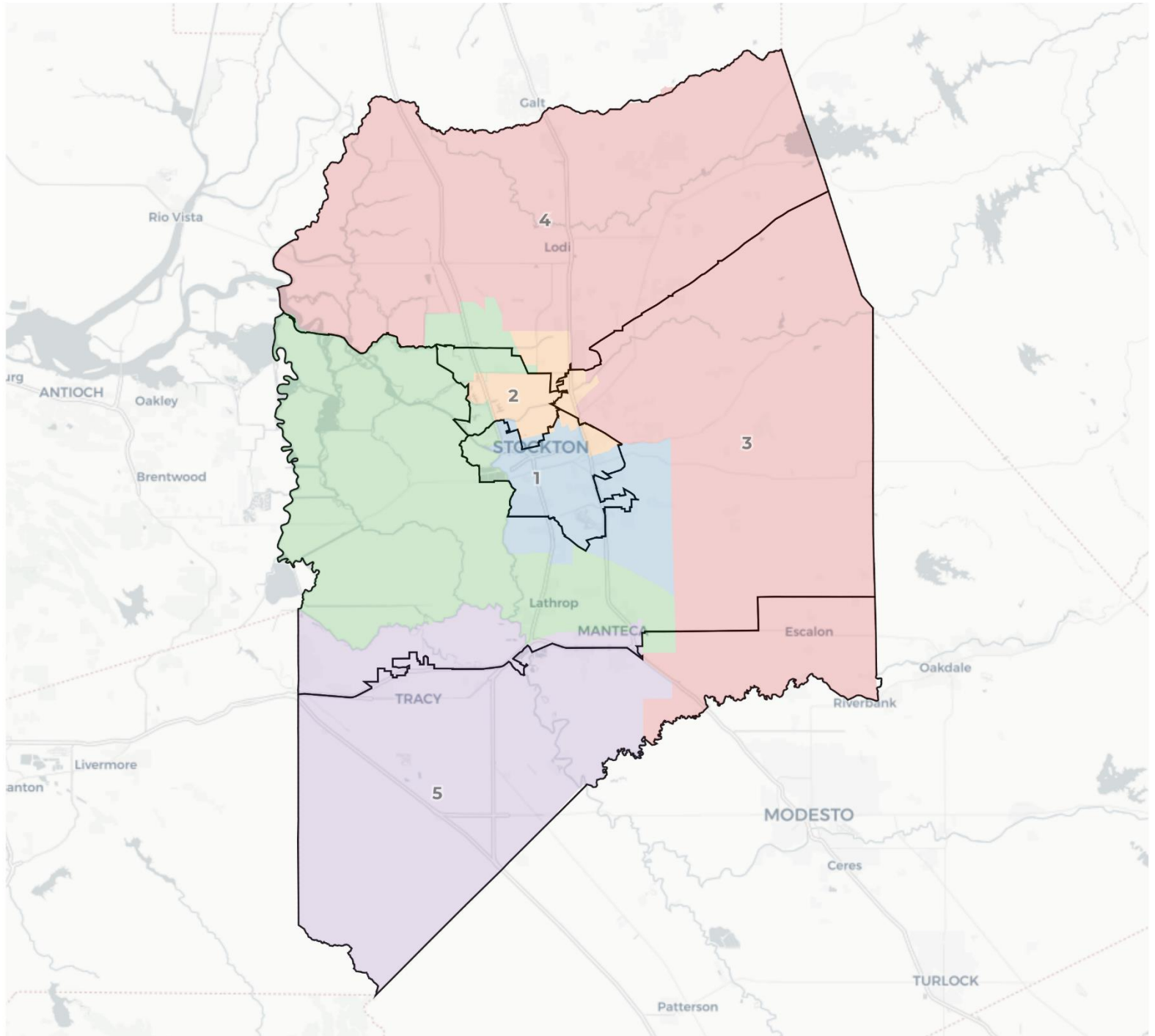
## Outreach Hearings & Public Testimony

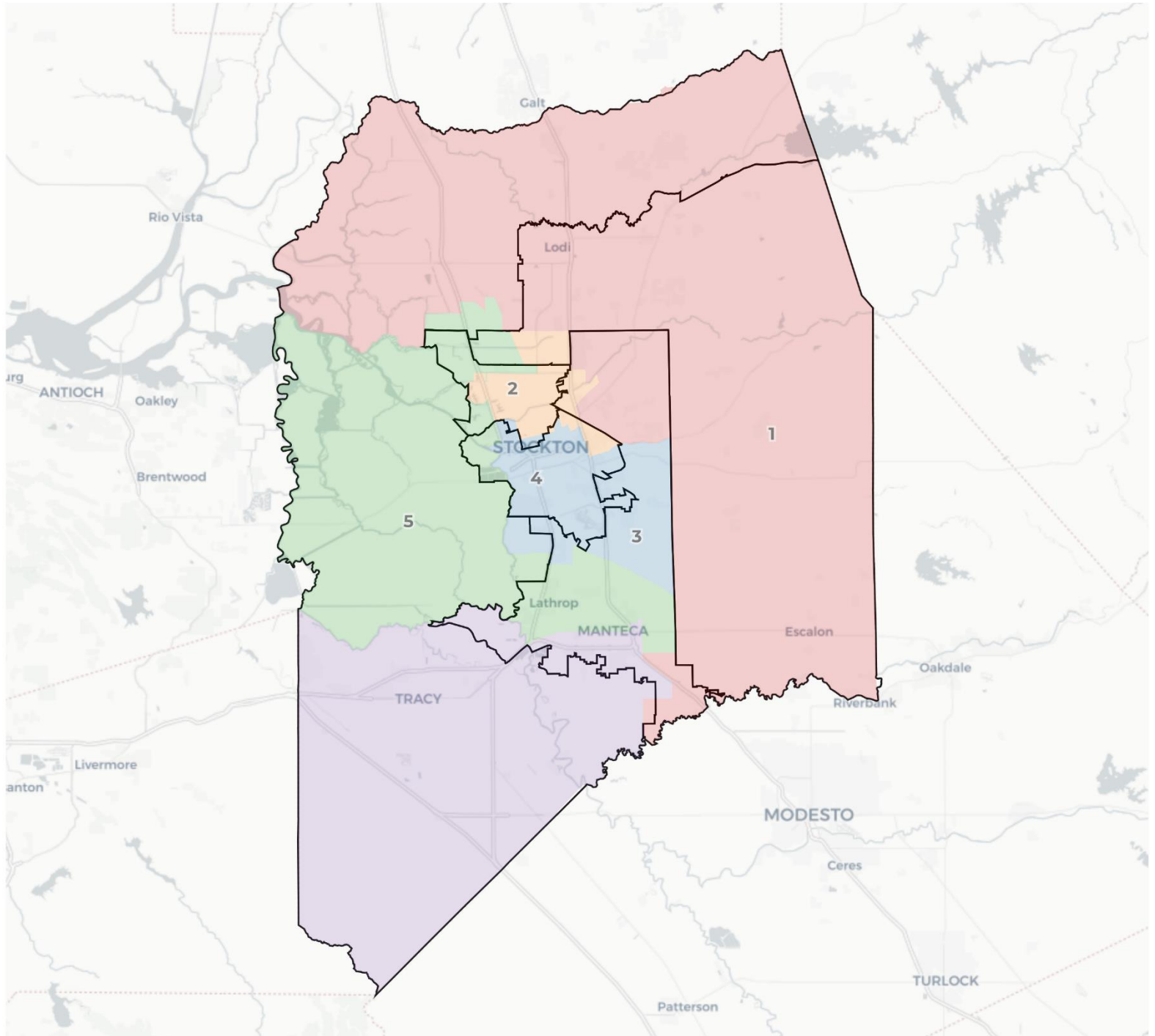
After three outreach hearings, many DistrictR submitted maps, and multiple RAC Meetings, we've received much public and RAC member input. The themes of testimony received:

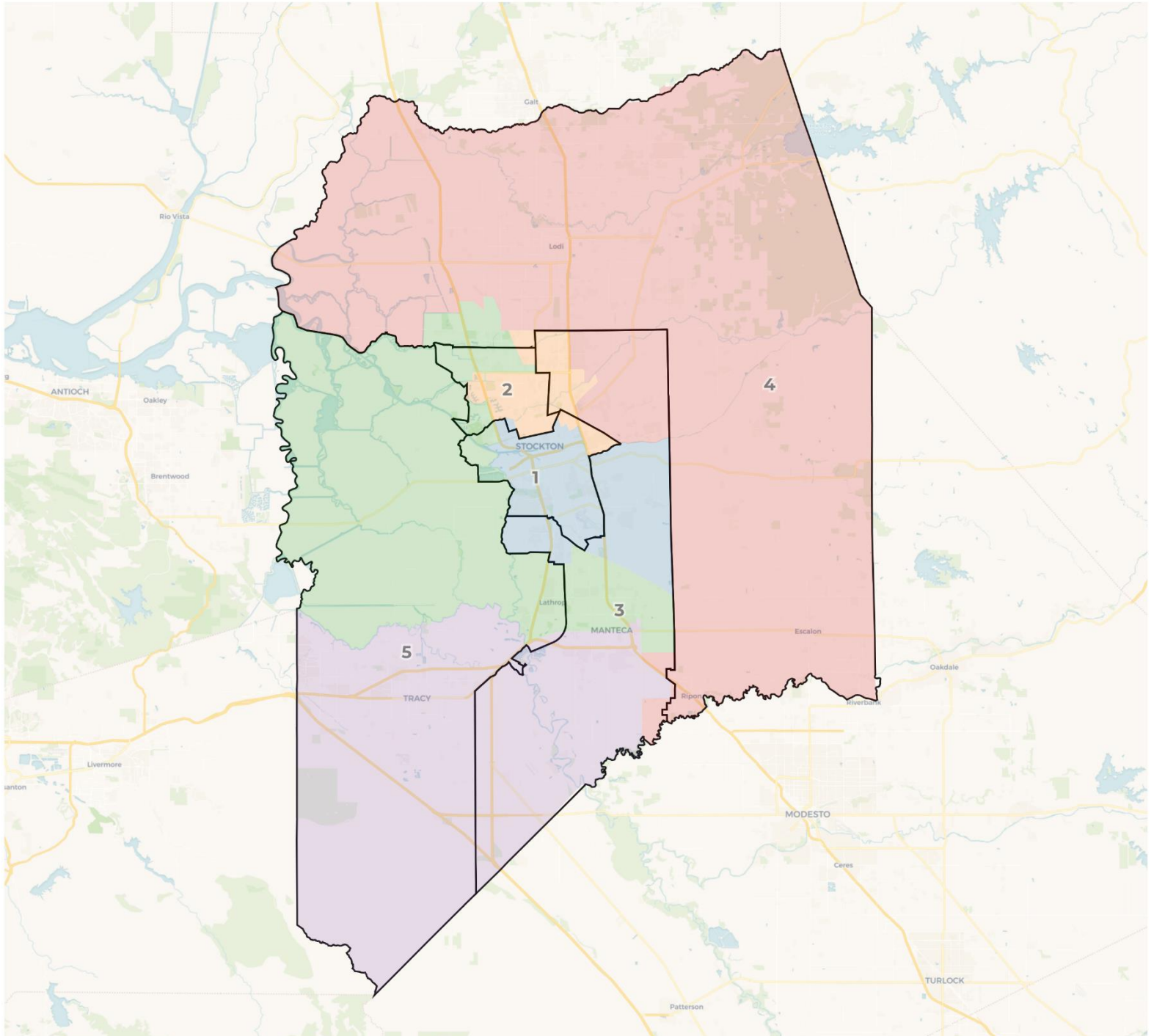
- Unite Tracy with Mountain House
- Respect the rural/agricultural areas and their unique interests within the County by creating Western and Eastern rural districts
- Respect the Delta and that it is in at least two districts
- Stockton must be split because of its size –major thoroughfares and neighborhood lines
- Don't split Manteca into multiple districts
- Unify the Port in one District

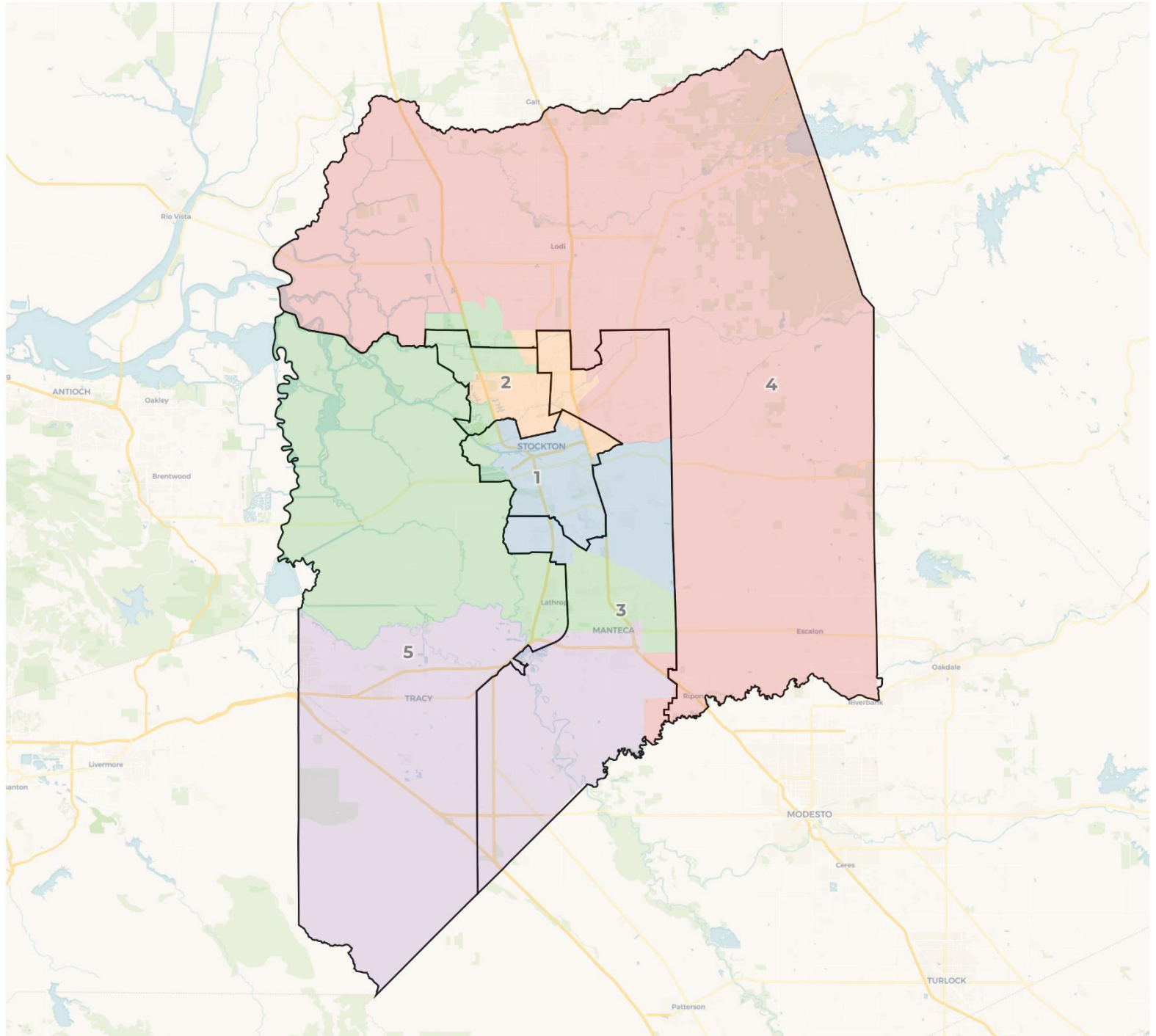




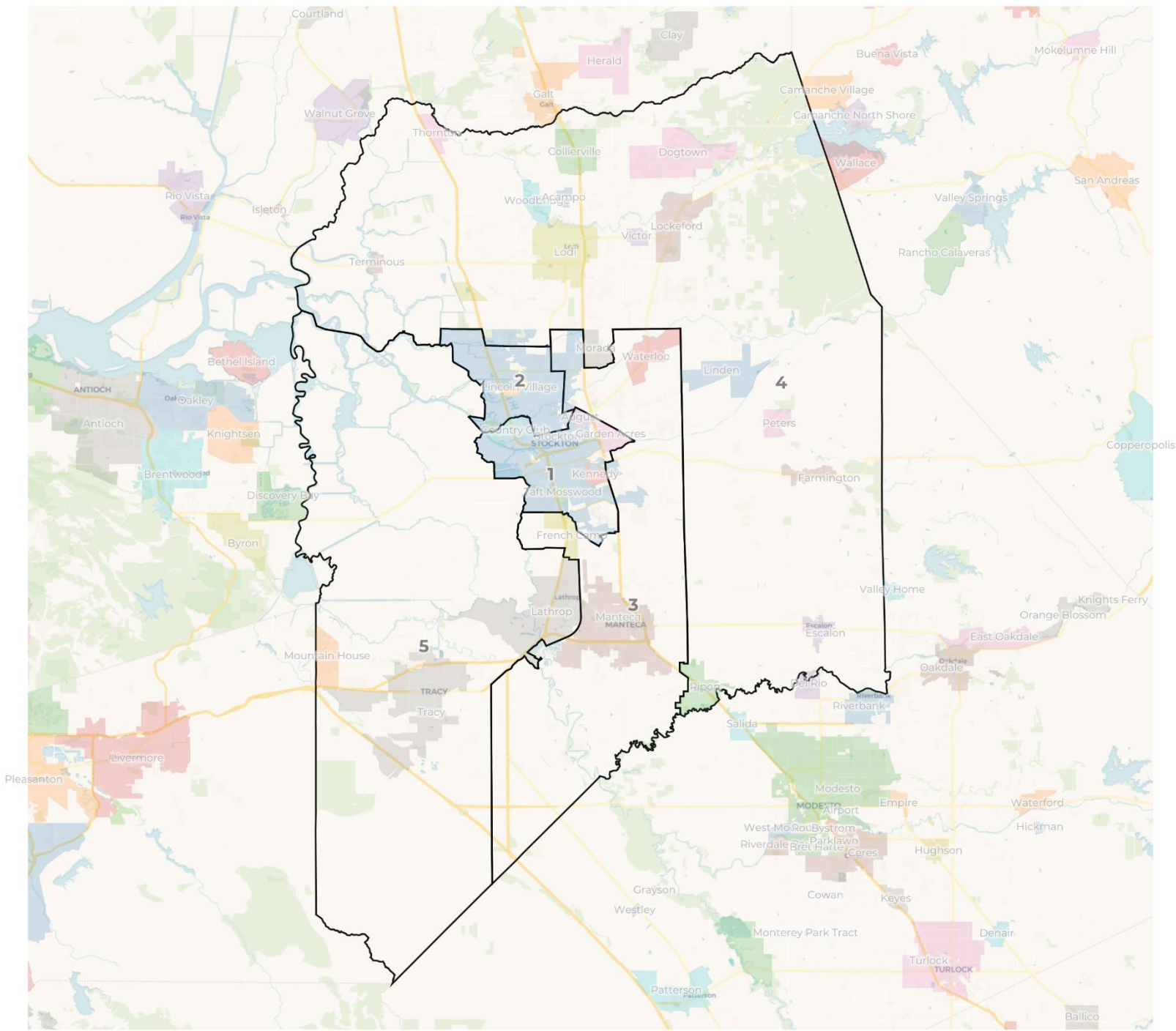








San Joaquin County  
Draft Plan D2 with Cities



**2020 Census**

	1	2	3	4	5
Population	159,075	158,737	148,841	154,652	156,008
Deviation	3,612	3,274	-6,622	-811	545
Deviation %	2.3%	2.1%	-4.3%	-0.5%	0.4%
Other	26,657	50,027	52,186	82,946	49,295
Other %	16.8%	31.5%	35.1%	53.6%	31.6%
Latino	99,348	88,739	88,443	53,110	54,914
Latino %	62.6%	37.0%	39.3%	34.6%	35.2%
Asian	5,947	18,949	10,245	5,192	41,980
Asian %	10.6%	18.9%	20.5%	9.8%	26.9%
Black	9,947	18,949	7,949	5,004	9,819
Black %	10.0%	12.5%	5.2%	1.9%	6.3%

The total deviation of the plan is the sum of the absolute values of the highest and lowest districts. *Here the plan deviation is 6.6%*

**Citizen Voting Age Population (CVAP)**

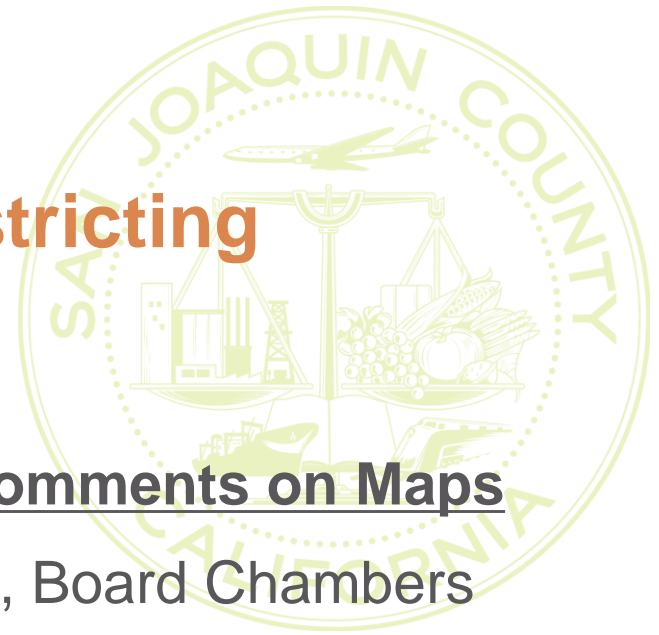
	1	2	3	4	5
Total CVAP	76,105	102,410	92,882	97,114	80,488
Other CVAP	19,969	43,525	45,296	65,293	36,186
Other CVAP %	26.2%	42.5%	48.8%	67.2%	45.0%
Latino CVAP	37,232	28,069	27,647	21,083	24,656
Latino CVAP %	48.9%	27.4%	29.8%	21.7%	30.6%
Asian CVAP	8,265	17,905	14,043	8,745	14,544
Asian CVAP %	10.9%	17.5%	15.1%	9.0%	18.1%
Black CVAP	10,639	12,910	5,896	1,993	5,101
Black CVAP %	14.0%	12.6%	6.3%	2.1%	6.3%

# **Upcoming Supervisorial Redistricting Meeting:**

## **Final RAC Meeting to Receive Public Comments on Maps**

- **11/10 RAC Meeting #3** Admin Building, Board Chambers

RAC will select draft map(s) to submit to the BOS





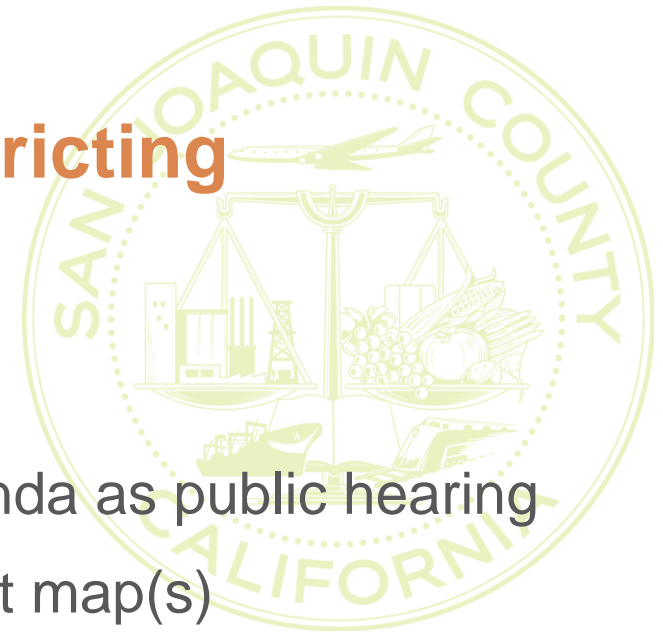
## Next Steps:

**Today is an opportunity for the Board to Comment on the draft plans before the final 11/10 RAC meeting**

- Do you have any general comments regarding Draft Plan D2 we can communicate to the RAC?
- Are there any communities of interest you believe are being split in Draft Plan D2?
- Your input and observations are vital for this process



# Upcoming Supervisorial Redistricting Hearings:



## BOS Hearings

- **11/16 BOS Hearing 1:30PM** – on Agenda as public hearing  
The BOS to accept comments on draft map(s)
- **12/7 BOS Hearing 1:30PM** – on Agenda as public hearing  
The BOS to vote on final map(s)
- **12/15 Last day for the BOS to approve map(s)** for the  
June 7, 2022, Primary Election

**QUESTIONS?**

